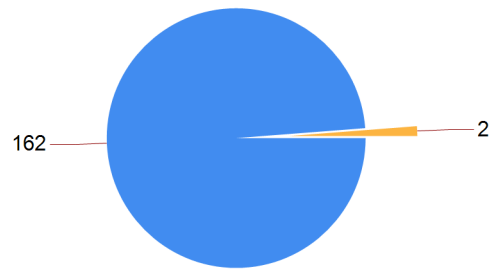


2022 Year 11 Activity Survey Analysis

Colton Hills Community School

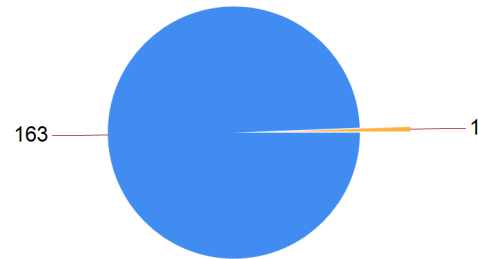
Meeting the Duty to Participate

	No. of Clients	%
Meeting the Duty to Participate	162	98.8%
Not Participating	2	1.2%
Total	164	



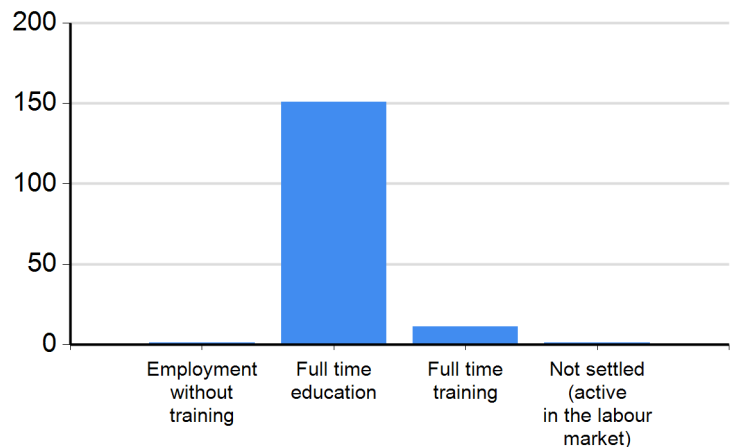
NEET Outcomes

	No. of Clients	%
EET	163	99.4%
NEET	1	0.6%
Total	164	



DfE Destination Groups

	No. of Clients	%
Employment without training	1	0.6%
Full time education	151	92.1%
Full time training	11	6.7%
Not settled (active in the labour market)	1	0.6%
Total	164	



List of Destinations

	No. of Clients	%
2.01 School Sixth Form	67	40.9%
2.02 Sixth Form College	1	0.6%
2.03 Further Education	83	50.6%
3.12 Employment without training	1	0.6%
4.02 Study Programme	11	6.7%
5.01 Seeking employment - educ or trng only	1	0.6%
Total	164	

Of those remaining in Sixth Form...

	No. of Clients	%
...remains in own sixth form	57	85.1%
...chose to attend a different school	10	14.9%
Total	67	