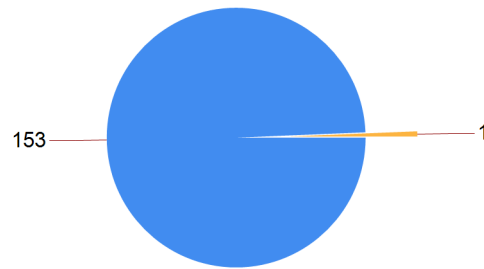


# 2020 Year 11 Activity Survey Analysis

## Colton Hills Community School

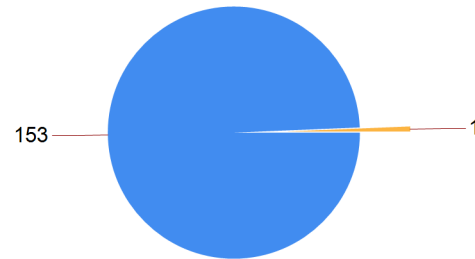
### Meeting the Duty to Participate

	No. of Clients	%
Meeting the Duty to Participate	153	99.4%
Not Participating	1	0.6%
Total	154	



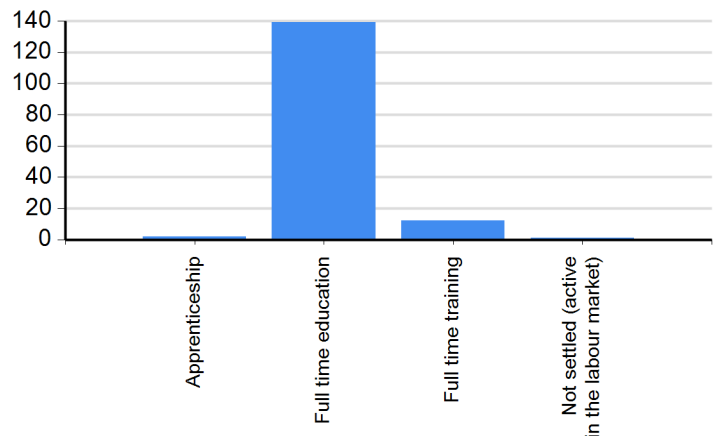
### NEET Outcomes

	No. of Clients	%
EET	153	99.4%
NEET	1	0.6%
Total	154	



### DfE Destination Groups

	No. of Clients	%
Apprenticeship	2	1.3%
Full time education	139	90.3%
Full time training	12	7.8%
Not settled (active in the labour market)	1	0.6%
Total	154	



### List of Destinations

	No. of Clients	%
2.01 School Sixth Form	80	51.9%
2.02 Sixth Form College	1	0.6%
2.03 Further Education	58	37.7%
3.07 Apprenticeships	2	1.3%
3.02 Study Programme	12	7.8%
4.01 Seeking employment - educ or trng only	1	0.6%
Total	154	

### Of those remaining in Sixth Form...

	No. of Clients	%
...remains in own sixth form	72	90.0%
...chose to attend a different school	8	10.0%
Total	80	