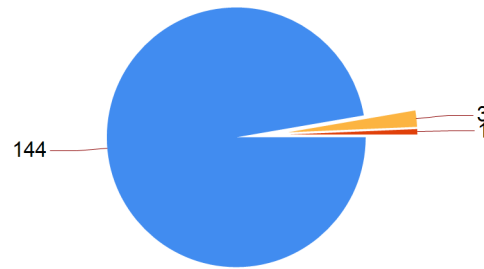


2021 Year 11 Activity Survey Analysis

Colton Hills Community School

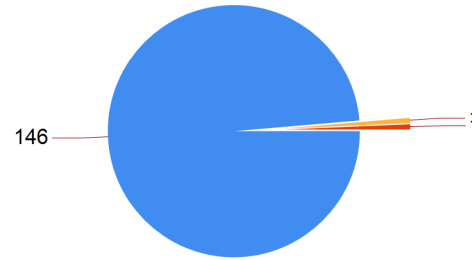
Meeting the Duty to Participate

| | No. of Clients | % |
|---------------------------------|----------------|-------|
| Meeting the Duty to Participate | 144 | 97.3% |
| Not Participating | 3 | 2.0% |
| Temporary Break from Learning | 1 | 0.7% |
| Total | 148 | |



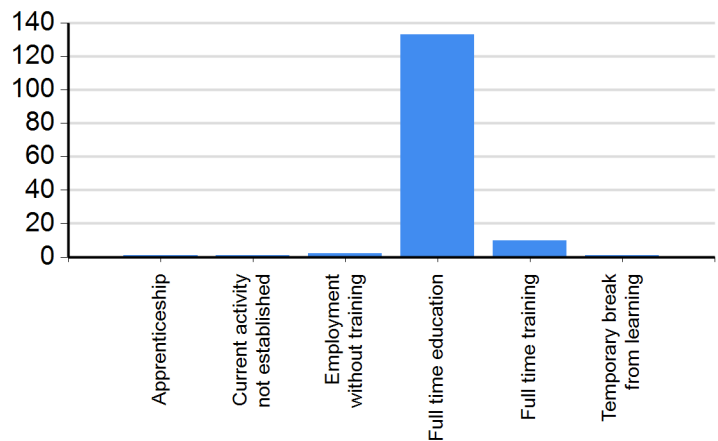
NEET Outcomes

| | No. of Clients | % |
|-----------|----------------|-------|
| EET | 146 | 98.6% |
| NEET | 1 | 0.7% |
| Not Known | 1 | 0.7% |
| Total | 148 | |



DfE Destination Groups

| | No. of Clients | % |
|----------------------------------|----------------|-------|
| Apprenticeship | 1 | 0.7% |
| Current activity not established | 1 | 0.7% |
| Employment without training | 2 | 1.4% |
| Full time education | 133 | 89.9% |
| Full time training | 10 | 6.8% |
| Temporary break from learning | 1 | 0.7% |
| Total | 148 | |



List of Destinations

| | No. of Clients | % |
|---|----------------|-------|
| 2.01 School Sixth Form | 53 | 35.8% |
| 2.03 Further Education | 80 | 54.1% |
| 3.07 Apprenticeships | 1 | 0.7% |
| 3.12 Employment without training | 2 | 1.4% |
| 4.02 Study Programme | 9 | 6.1% |
| 4.05 Other training (private training organisation) | 1 | 0.7% |
| 5.07 Teenage parents | 1 | 0.7% |
| Year 11 Leaver Unknown(CCISONLY) | 1 | 0.7% |
| Total | 148 | |

Of those remaining in Sixth Form...

| | No. of Clients | % |
|---------------------------------------|----------------|-------|
| ...remains in own sixth form | 45 | 84.9% |
| ...chose to attend a different school | 8 | 15.1% |
| Total | 53 | |