



A Guide for Parents and Carers



How to support your child to be happy and successful at Colton Hills Community School

Many Minds, One Mission

Contents page

What is Maximum Learning?	3
Question 1: How can I improve my reading age?	5
Question 2: What's the best way to prepare for an assessment?	10
Question 3: How can I improve the quality of my writing?	18
Question 4: How can organise my independent study better?	20
Student planners	23
Contact us	26
The Pride Pledge	28

High Performance Learning

Colton Hills is High Performance Learning (HPL) Pathway School meaning that we are on our way to becoming a world class school. This means that your children will benefit from the very latest ideas around teaching and learning.

As a High Performance Learning Pathway School, we believe that ability is not fixed. All the latest research is proving that most children are capable of reaching high levels of performance. With the right support at school and at home students can learn to learn more successfully.



High
Performance
Learning

Pathway₂ School

What is this book for?

Parents and careers want their children to try their hardest and be happy and successful in school. However, as a parent or carer, sometimes it can be hard to know the best way to support children to get the most from their studies.

This book is a basic guide for parents and carers so that you know the best advice you can give your children. It has been split into four common questions that high performing learners would ask. Keep it somewhere safe and refer back to it from time to time.

What is Maximum Learning?

As a High Performance Learning Pathway School, we want to see your child achieve their absolute potential.

What does this actually involve?

- Setting high expectations in every classroom, every day.
- Setting challenging work but scaffolding learning so that it is accessible to all learners.
- Developing students' understanding of how we learn and the behaviours for learning so that they can work harder, remember more and successfully complete independent tasks.
- Ensuring the learning environment is calm and well-ordered so that it is conducive to learning.



HOW PARENTS CAN HELP THEIR CHILD THRIVE AT SCHOOL

by @inner_drive | www.innerdrive.co.uk

- ▶ **Have high academic expectations**
- ▶ **Regular communication about how school is going**
- ▶ **Praise their processes, not their natural ability**
- ▶ **See their setbacks as learning opportunities**
- ▶ **Eat dinner together round the table**
- ▶ **Set clear homework rules**
- ▶ **Ask open ended questions**
- ▶ **Foster good reading habits**
- ▶ **Spend time talking about about non-school stuff**
- ▶ **Create both challenging and supportive environments**
- ▶ **Have a consistent and calm bedtime routine for them**



Question 1:

How can I improve my reading age?

What is meant by 'reading age'?

All students are given a rough reading age based on reading assessments that are carried out on a regular basis in school library lessons. As a student is able to understand increasingly complicated texts, their reading age will increase. The questions on a GCSE exam paper have a 'reading age' of 16 and so it is important for a student to have a reading age that matches their actual age by Year 11.

Why is reading so important?

We are committed to promoting the love of reading to all students. Reading regularly is key to a successful educational experience and beyond.

In Years 7, 8, 9 and 10 we complete twenty minutes of DEAR (Drop Everything and Read) where your child is encouraged to read their Accelerated Reader book every day in class.


Reading teaches children about the world around them. Through reading, they learn about people, places and events outside their own experience. Reading improves your child's vocabulary, leads to more highly developed language skills and improves your child's ability to write well.

I reading

The Library

We are privileged to have our own student Library that your child will have access to all year round. In Years 7, 8, 9 and 10 your child will have a weekly Library Lesson where they are able to take quizzes on Accelerated Reader, change their books and complete Bedrock lessons.

Our Library not only offers a diverse and challenging range of texts for Years 7, 8 and 9; our Librarian also carefully stocks our shelves with a variety of texts that we study at GCSE and A Level, alongside a range of academic reviews to aid them in their studies. We are extremely proud of the breadth and diverse selection of texts that we are able to offer your child throughout their educational journey.



Accelerated Reader

Accelerated Reader is a programme used in the library to assess and monitor your child's reading progress. At the beginning of the academic year (and at the end of each term), your child will complete an assessment called a Star Reading test, this will determine the range of books your child can read.

Once your child has completed a reading book, they will then take a quiz. Your child will progress through the various range of diverse and challenging texts we have on offer and become more courageous readers. Please ask your child about our online catalogue and take a look for yourself – the link can be found on our school website.

If you have a range of books at home that your child is reading, they can complete an AR quiz providing the book is at their level and has been completed in the last week. To see if these books have AR quizzes, you can check on this website www.arbookfind.co.uk

16 before 16

16 Before 16 is our reading competition for all students. Our English department has compiled a list of 16 key books that we feel students should read by the time they leave Colton Hills. The books have been carefully selected to reflect the diversity of our cohort and to educate, enthrall and inspire young people on their journey to adulthood.

The more books a student reads, the more their reading age will improve.

Question 1 Summary:

How can I improve my reading age?

How would a High Performance Learner answer the question?

Do as much reading as you possibly can - at home and at school

When you have finished your book complete the Accelerated Reader quiz

Challenge yourself by reading different types of texts including the articles at the back of the Knowledge and Assessment Organisers

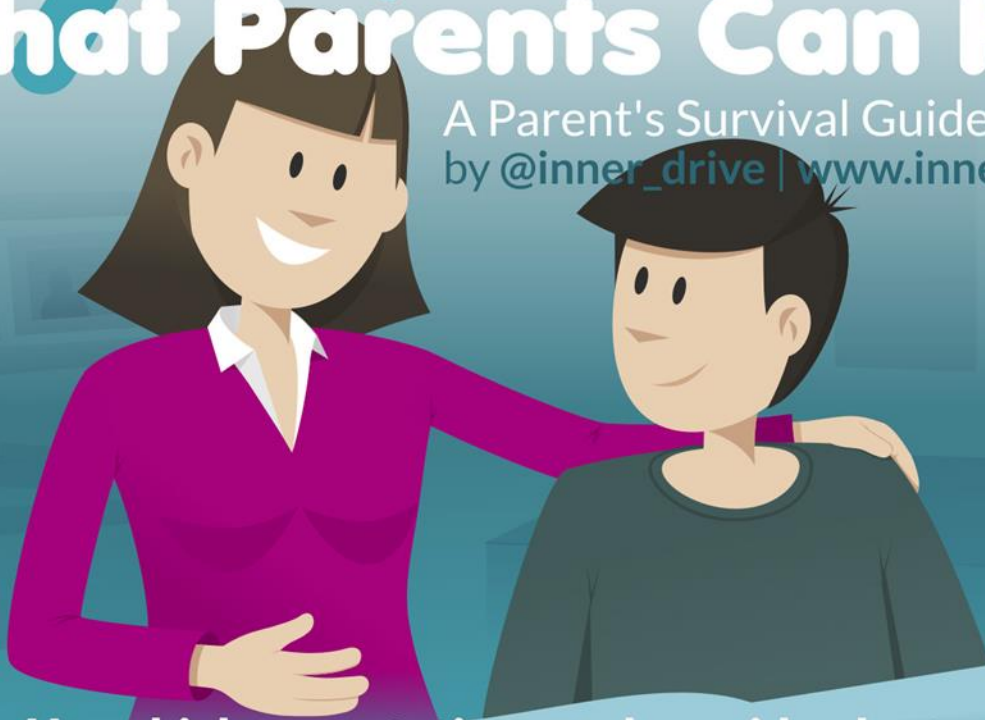
Tell your friends, family and teachers about what you've been reading and recommend any good books

Top tip for parents and carers:

Talk to your child about what they are reading. Ask them what is happening in the story that they are reading. What do they think will happen next? Why?

7 Ways That Parents Can HELP

A Parent's Survival Guide to Revision
by @inner_drive | www.innerdrive.co.uk



1 Have high expectations and provide plenty of support

Both are needed to help your child improve, perform and develop resilience

2 Help them work smarter

Not all revision techniques are equal. Spacing out their revision and quizzes are better than cramming and highlighters

3 Cope well with their setbacks

There will be highs and lows. How you react to their lows will impact how many highs they have

4 Minimise distractions

Provide a revision area with minimum distractions (this include mobile phones!)

5 Rise and dine

Make sure they eat breakfast. It plays a big role in concentration and memory

6 Regular bedtimes and lots of sleep

If they sleep right, they will think right the next day

7 Avoid cabin fever

Encourage them to get fresh air each and every day

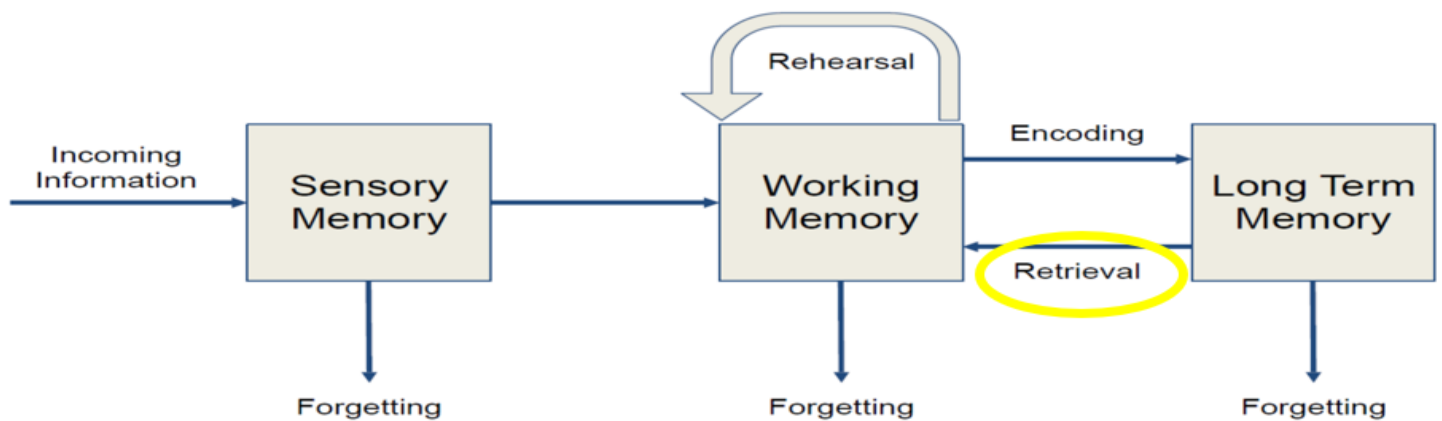
Question 2

What's the best way to prepare for an assessment?

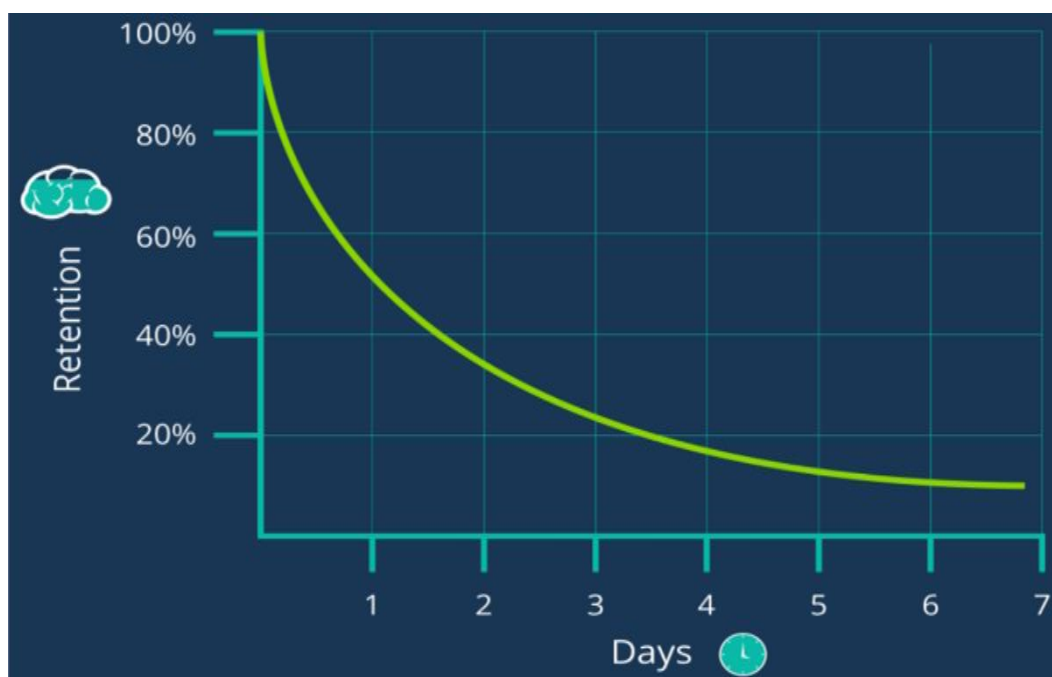
Assessments are an important way to find out what a student knows and what they still need to work on. Without preparation, no student will ever be able to do as well as they could.

How do students actually learn?

When we first learn something new, it is stored in our working memory for 10-30 seconds. We then transfer it to our long-term memory to store it.



But, over time we forget...



Retrieval practice is when we see what we can remember without help.

It is a skill students need, not just for assessments and exams, but to build on their learning and strengthen their memories. There is lots of evidence to show that it is VERY effective.


Any kind of revision where students have to actively remember;

- Drawing pictures as summaries
- Re-writing notes from memory
- Using questions on flash cards
- Quizzes
- Websites; such as www.senecalearning.com (parents can also join)
- Making mind-maps

Most importantly, retrieval should find out what someone knows and what they don't know and then we can **fill the gaps**.

Once the knowledge is there, we can **apply** it to exam and assessment questions.

Finally, we can **review** how we did and go through the process again, because we rarely remember things that we only visit once or twice. Our revision cycle is on the next page.



Revision Cycle

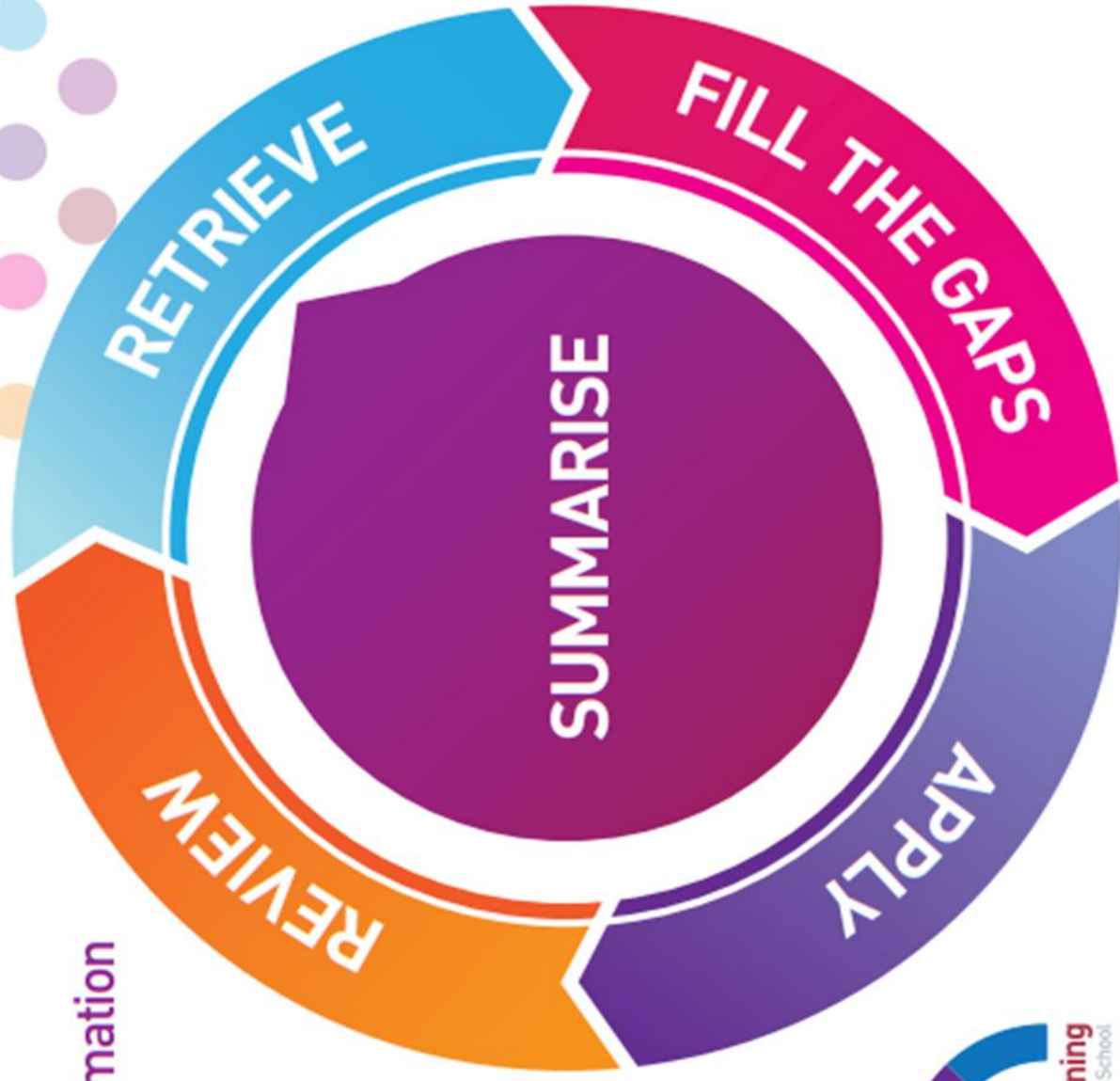
1. **SUMMARISE:** shorten information

2. **RETRIEVE:** find out what you know

3. **FILL THE GAPS:** look at what you don't remember

4. **APPLY:** practice using the information

5. **REVIEW:** reflect on how you have done and repeat



How can students become better at learning?

By using retrieval practice (reviewing what they know and what they don't know), filling the gaps in their knowledge, applying their knowledge and reviewing their progress. This is our revision cycle.

Another way to improve learning is to think about thinking, this is called **metacognition**. There is lots of evidence to suggest that this is very effective.

Good questions to ask before a task (plan)

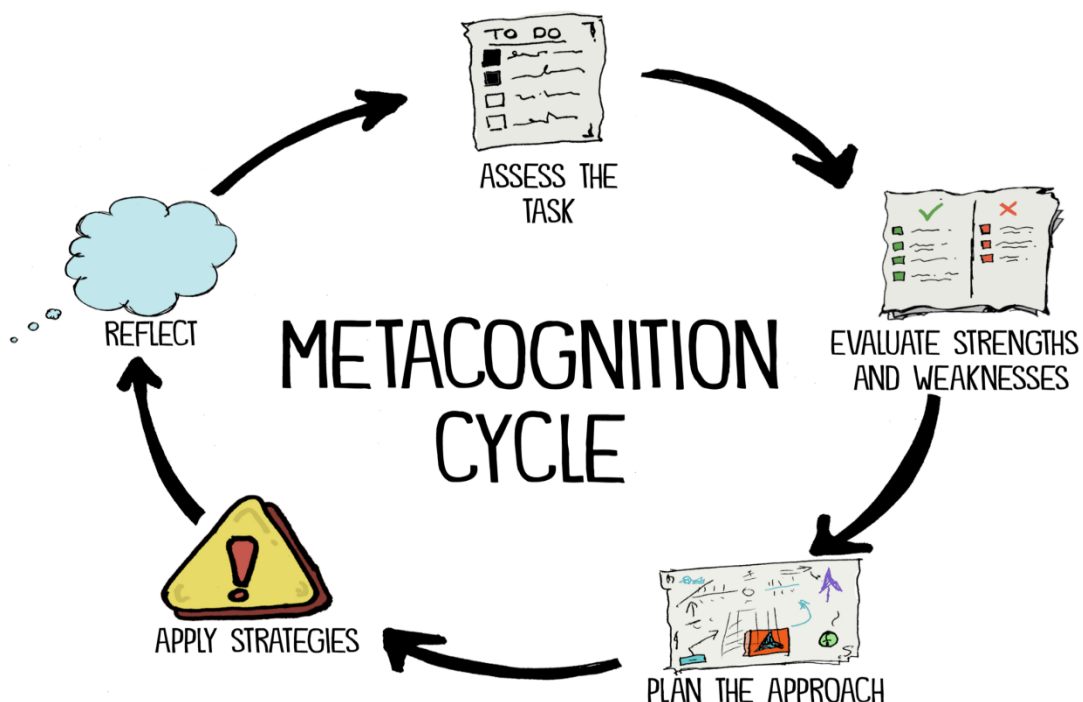
- What are the goals?
- What knowledge is needed?
- Can the task be broken into smaller parts?
- What strategies can be used to finish the task?
- How much time will each part take?

Good questions to ask during a task (do)

- How is it going?
- What is easy and what is difficult?
- Could there be a better way to deal with the task?

Good questions to ask after a task (review)

- How did it go?
- What were the problems and why?
- What were the easiest parts and why?
- How could it be improved for the future?





Where can I access all the information to succeed?

Students can only really be successful in a subject when they have gathered the essential knowledge. All students at Colton Hills have a blue Knowledge Folder and this contains a *Knowledge and Assessment Organiser* (KAO) for each subject.

Knowledge and Assessment Organisers

A Knowledge and Assessment Organiser is a booklet that contains the essential knowledge of the topic that students can refer to in order to support general learning, revision and retrieval.

History





Year 8 – The Tudors
Knowledge and Assessment Organiser

Student name:

Big Question Why are the Tudors important to England's history?

Drama



Lord of the Flies
Knowledge and Assessment Organiser

Student name: Class:

Big Question How can I change the level of tension in a scene using the LeCoq principle?

All KAOs contain the following things

- A breakdown of the topic into Big Questions and Small Questions
- Essential Knowledge
- Possible Assessment questions and model answers
- Question and answers (on a different page) for self-quizzing
- Articles for wider reading

Once a topic has been completed, the student needs to take out the KAO and keep it somewhere safe at home. It will be needed again for revising this topic later in the year.

Please encourage your daughter or son to use their KAOs for homework and revision and to look after their blue Knowledge Folder that contains all their KAOs.

Retrieval Quiz

When you can answer all the questions on this page without looking at any notes, you are ready for the assessment!

Henry VIII

1. What were the three groups of people called in Tudor England?
2. What year did Henry VIII become king of England?
3. Name all Henry's wives and what happened to them (6)
4. What were the names of Henry's children? (3)
5. Who was Martin Luther and what did he create?
6. What are the differences between a Protestant and Catholic church?
7. How did Henry use Parliament?
8. Why did Henry change the church? (4)
9. Why did Henry close down the monasteries?

Edward VI

1. How old was Edward when he became king?
2. How could he rule the country at such a young age?
3. What type of Christian was Edward and what did he do as a result?
4. How long was his reign as king?

Mary I

1. When did Mary become queen?
2. What type of Christian was Mary and what did she do as a result?
3. What was Mary's nickname and why did she have it?
4. Who did she form an alliance with?
5. What happened to her in the end?

Elizabeth I

1. How old was Elizabeth when she became queen?
2. What were Elizabeth's 'problems'?
3. How did she solve her problems?
4. What was the Spanish Armada?
5. How were they defeated?

Tudor Public Health

1. What were living conditions like in Tudor towns?
2. Why were they like that?
3. Why wasn't more done to improve their condition?

The Cotton Hills
36

Retrieval Quiz – Answers

The answers over the next two pages are basic knowledge points. You would need more detail for any assessment answers

Henry VIII

1. The Gentry, the Middle sort and the Lower sort
2. 1509
3.
 - a. Catherine of Aragon – divorced
 - b. Anne Boleyn – beheaded
 - c. Jane Seymour – died
 - d. Anne of Cleves – divorced
 - e. Catherine Howard – beheaded
 - f. Catherine Parr – survived (outlived Henry)
4. Mary, Edward and Elizabeth
5. A German monk who did not like the many of the ways of the Catholic church and founded the Protestant branch of Christianity
6. See the diagram on page 12
7. He used the power of parliament to give himself more money and power
8. Love, money, faith and power
9.
 - a. They were a symbol of Catholic power in England
 - b. They were incredibly wealthy places with lots of things worth taking

Edward VI

1. 9
2. With the help of Lord Protectors – advisers who told him what to do.
3. Protestant, Catholic churches and services were banned, and Catholics persecuted with many executed.
4. 6 years

Mary I

1. 1553
2. Catholic, Protestant churches and services were banned, and Protestants were persecuted with many executed.
3. 'Bloody Mary' because she executed so many people.
4. She married Philip, son of the King of Spain
5. She died after 5 years on the throne with no children

The Cotton Hills
37

Question 2 Summary:

What's the best way to prepare for an assessment?

How would a High Performance Learner answer the question?

Students can read through the KAO for all of the information that might be in the assessment

Complete the self-quizzing tasks at the back of the KAO. Students should aim to be able to complete all the questions without looking at the answer page - this may take a few attempts

Have a look at the model answers provided in the KAO. These are 'perfect' examples that demonstrate exactly what students need to do to achieve full marks

Incorporate the Revision Cycle into the revision process. Where are the gaps in knowledge and plan what can you do to revisit these areas

Read the articles at the back of the KAO. This helps with put all of the revision information into context

Top tip for parents and carers:

Play a part in the revision process. Quiz your child on the information that they have to learn using the Knowledge and Assessment Organiser

THE MOST POWERFUL WORDS A PARENT CAN SAY

by @inner_drive | www.innerdrive.co.uk

"I'M SO PROUD OF YOU"



Because it...

1 Reduces fear of failure

Often a child's greatest fear is letting you down. Using this sentence demonstrates your support and gives your child the confidence to experiment with new strategies.

2 Increases self-esteem

Showing warmth and affection can increase your child's self-esteem, as it helps them feel as though you accept them for who they are.

3 Stops development of a fixed mindset

Praising your child for the effort they put in, rather than their natural ability, can improve their reaction to failure and promotes a growth mindset.

4 It's what a child wants to hear

Your child is not looking for technical or tactical guidance but instead wants you to offer encouragement and common sense advice on effort, attitude and practical aspects.

Question 3

How can I improve the quality of my writing?

Quality extended writing begins with students knowing and understanding key academic vocabulary. To support the development of this we have the Bedrock Vocabulary programme.

Bedrock Vocabulary

Bedrock Vocabulary is an online programme that will help your child to learn new vocabulary and decode language. It will support your child to learn the tricky sort of language they might encounter in textbooks, lessons or exams. The best way for your child to learn new vocabulary is to experience it frequently and in varied ways. Each week, your child will need to complete a minimum of 2 Bedrock lessons. We will complete one of the lessons in your child's library lesson and set the other lesson as homework.

By completing 2 lessons a week, we can guarantee that your child:

- ✓ engages with aspirational, academic language
- ✓ reads high quality fiction and non-fiction every week
- ✓ practises reading comprehension every week

We can also provide you with a Parental Login, where you can monitor and support your child.



Question 3 Summary

How can I improve the quality of my writing?

How would a High Performance Learner answer the question?

Make sure you are aware of the key academic vocabulary that you need to use.

Listen carefully when your teachers shares a perfect example with you.

Check the model answers for different types of question in the Knowledge and Assessment Organiser

Don't worry if you can write an excellent piece of extended writing first time - focus on writing one quality paragraph first

Think carefully about the feedback that you get from your teachers. Make sure your are clear on exactly how your work can be improved before your complete a redraft

Top tip for parents and carers:

Talk to your child about what they are writing. Remind them to refer to their Knowledge and Assessment Organiser for a model answer and key-word glossary. Encourage your child to use a dictionary or a thesaurus and their Bedrock words for better vocabulary

Question 4

How can I organise my independent study better?

Microsoft Teams

The students are in a different Team for each of their subjects. This is where their teacher will post details about homework and share other useful resources.

Microsoft Teams is also an effective method of communication. Students can message their teachers between 7.00am and 7.00pm on a weekday with questions about their work or any other concerns.

If the whole class are not in the school, Teams is the platform we would use to teach live lessons remotely to make sure that students are able to continue their learning outside of the classroom.

Go4Schools

All homework that is set is put onto Go4Schools. On this app, parents and students can find all the details of the independent study tasks that have been set such as what the task is, how long it should take, when it is due and any useful links to help complete it.



4 SCHOOLS



SCAN ME

The Independent Study Timetable

This is a simple outline of the work that your child will be working on for each day of the week. If no specific piece of independent study has been set, a student can review their work from the Knowledge and Assessment Organiser

Key Stage 3 Week 1

	Monday	Tuesday	Wednesday	Thursday	Friday
Independent study	English	Maths	Science	German	Flexible task
	P Arts	History	Music	IT/Comp Sci	
	Literacy and Numeracy	Literacy and Numeracy	Literacy and Numeracy	Literacy and Numeracy	Literacy and Numeracy

Key Stage 3 Week 2

	Monday	Tuesday	Wednesday	Thursday	Friday
Independent study	English	Maths	Science	Music	Flexible task
	Geography	RS	PE	D & T	
	Literacy and Numeracy	Literacy and Numeracy	Literacy and Numeracy	Literacy and Numeracy	Literacy and Numeracy

Year 10 Week 1&2

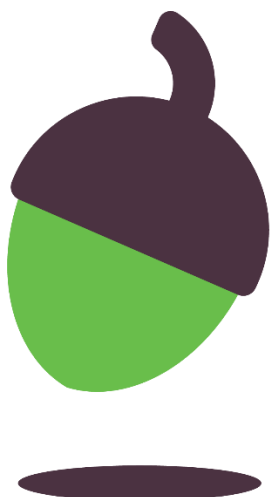

	Monday	Tuesday	Wednesday	Thursday	Friday
Independent study	Science	Maths	English	RS	English
	Option A	Option B	Option C	Science	Maths

Year 11 Week 1&2

	Monday	Tuesday	Wednesday	Thursday	Friday
Independent study	Science	Maths	English	Option D	English
	Option A	Option B	Option C	Science	Maths

Are there any websites that support learning and independent study?

The best overall websites to support learning are BBC Bitesize and Seneca Learning. For more specific subject information, see the school website



OAK
NATIONAL
ACADEMY

Why are student planners so important?

Our school planners are packed full of useful information. They include resources that support learning in class such as mini whiteboards, and key information to develop general knowledge such as a map detailed map of the world.

Students record their independent study tasks (homework) in their planners, and we ask that parents and carers sign the planners every week. This is so parents and carers and students can both be clear of what work has been set and when it is due in.

Planners must be on the desk for all lessons, and we encourage students to note down any ideas or information that they've struggled with. At the end of the day, they will then have a list of areas that they need to revisit to fill in any gaps in knowledge. Students would use their Knowledge and Assessment Organisers for this or send a message to their teachers on Microsoft Teams.

This is called 'self-regulation' and is something that a High Performance Learners would do.

Question 4 Summary:

How can I organise my independent study better?

How would a High Performance Learner answer the question?

Check the Independent Study timetable

Set channel notifications for each of your Teams groups and check Teams every day for any updates

Check the Go4Schools app to see what work has been set and when the deadline is

Priorities the work. Complete the tasks in order with the one that are due for the next day first

Message your teacher on Teams between 7.00am and 7.00pm on a week day if you are not sure what to do

Top tip for parents and carers:

Talk to your child about what independent study work they have done and what feedback they received from the teacher. Help your child to manage their workload by checking the Independent Study Timetable and the Go4Schools app.

7 Reasons That Breakfast is Important

by @inner_drive | www.innerdrive.co.uk

Enhances Memory



Increases Concentration



Improves Physical Health



Better Eating Habits That Day



Gives You Energy



Better Mental Health



Encourages Physical Activity



What do I do if I have a question about one of my child's lessons?

We are always happy to receive questions from parents and carers about what is going on in school. The more you know about what is going on in school, the more support you can give to your child, and in turn, the most happy and successful they can be.

How do I contact the school?

- Parents and carers can write a note in the school planners when it is signed each week.
- Students can message their teachers via Microsoft Teams between 7.00am and 7.00pm during the week.
- If parents and carers want to contact the school more directly, the details are below.

Email: coltonhillsschool@wolverhampton.gov.uk

Tel: 01902 558420

Website: www.coltonhills.co.uk/

The key to a successful and happy school is teamwork. Parents, teachers and students all working together to enable each child to achieve their full potential. Please support us with our high expectations and contact us if you have any questions or suggestions.



Maximum Learning
at Colton Hills Community School



The PRIDE Pledge



Teachers promise to:

Students promise to:

 Participation	Ensure all students are included in every lesson. Set work for learning outside the classroom and extra reading	Play an active part in every lesson and in school life. Show dedication to improve by learning beyond the classroom
 Respect	Create a positive learning atmosphere. Take the time to listen to students' views	Respect teachers, other students and the school environment at all times
 Integrity	Model the skills and attitudes for success. Prepare for success in exams. Demand the highest standards from students	Be punctual to lessons, form and assembly. Be dressed appropriately and equipped ready to learn
 Diversity	Prepare interesting and engaging lessons that incorporate a range of viewpoints and backgrounds	Show an awareness of the thoughts and feelings of others around them. Take an interest in other cultures and ways of life
 Excellence	Have excellent subject knowledge. Push students to achieve their potential Believe in the students	Complete work to the very best of your ability. Be determined to get better in every subject Believe in yourself

Many Minds, One Mission